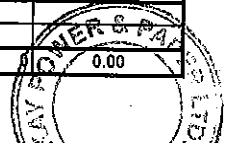



(I) (a) Statement showing Shareholding Pattern

SCRIP CODE : 530255		Name of Scrip : KAY POWER & PAPER LTD		Class of Security : Equity		As on : quarter ended 31.03.2014		
Category Code	Partly paid up shares			Number of partly paid up shares	As a % of total number of partly paid up shares	As a % of total number of shares of the Company		
	Held by Promoter/Promoter group							
	Held by Public							
	<b>Total</b>			<b>0</b>	<b>0.00</b>	<b>0.00</b>		
	Outstanding Convertible Securities			Number of outstanding Securities	As a % of total No. of outstanding Con. Securities	As a % of total No. of shares of the Company, assuming full conversion of the Securities		
	Held by Promoter/Promoter group							
	Held by Public							
	<b>Total</b>			<b>0</b>	<b>0.00</b>	<b>0.00</b>		
	Warrants			Number of warrants	As a % of total number of warrants	As a % of total number of shares of the Company assuming full conversion of warrants		
	Held by Promoter/Promoter group							
	Held by Public							
	<b>Total</b>			<b>0</b>	<b>0.00</b>	<b>0.00</b>		
<b>Total paid up capital of the Company, assuming full conversion of warrants and convertible securities</b>								
Category Code	Category of Shareholders	Number of Shareholders	Total No. of shares	Number of shares held in demated form	Total shareholding as a percentage of total number of shares		Shares pledged or otherwise encumbered	
					As a percentage of (A+B) <sup>1</sup>	As a percentage of (A+B+C)	Number of Shares	As a %
(I)	(II)	(III)	(IV)	(V)	(VI)	(VII)	(VIII)	(IX)=(VIII)/(IV)*100
(A)	Shareholding of Promoter and Promoter Group <sup>2</sup>							
(1)	Indian							
(a)	Individuals/H.U.F	9	4609800	4609800	43.33	43.33	NIL	NIL
(b)	Central/State Government(s)							
(c)	Bodies Corporate	2	142847	142847	1.34	1.34	NIL	NIL
(d)	Financial Institutions/Banks							
(e)	Any Other (specify)							
	Employee Welfare Trust							
	M&M Benefit Trust							
	<b>Sub-Total (A)(1)</b>	<b>11</b>	<b>4752647</b>	<b>4752647</b>	<b>44.67</b>	<b>44.67</b>	<b>0</b>	<b>0.00</b>
(2)	Foreign							
(a)	Non Resident Individuals/Foreign Nationals							
(b)	Bodies Corporate	0	0	0	0.00	0.00		
(c)	Institutions							
(d)	Any Other (specify)							
	<b>Sub-Total (A)(2)</b>	<b>0</b>	<b>0</b>	<b>0</b>	<b>0.00</b>	<b>0.00</b>	<b>0</b>	<b>0.00</b>
	<b>Total holding of Promoter and Promoter Group (A)=(A)(1)+(A)(2)</b>	<b>11</b>	<b>4752647</b>	<b>4752647</b>	<b>44.67</b>	<b>44.67</b>	<b>0</b>	<b>0.00</b>
(B)	Public Shareholding <sup>3</sup>							
(1)	Institutions							
(a)	Mutual Fund/UTI	0	0	0	0.00	0.00		
(b)	Financial Institutions/Banks	0	0	0	0.00	0.00		
(c)	Central/State Government(s)							
(d)	Venture Capital Funds							
(e)	Insurance Companies	0	0	0	0.00	0.00		
(f)	Foreign Institutional Investors	0	0	0	0.00	0.00		
(g)	Foreign Venture Cap. Inv							
	<b>Sub-Total (B)(1)</b>	<b>0</b>	<b>0</b>	<b>0</b>	<b>0.00</b>	<b>0.00</b>		
(2)	Non Institutions							
(a)	Bodies Corporate	104	2276461	2243861	21.40	21.40		
(b)	Individuals							
	i) Holding nominal share capital upto Rs. 1 lakh	4951	1594925	1048625	14.99	14.99		
	ii) Holding nominal share capital in excess of Rs. 1 lakh	49	1851276	1851276	17.40	17.40		
(c)	Any Other (specify) Individual Non-Resident Individual							
	Foreign National							
	Overseas Corporate Bodies	0	0	0	0.00	0.00		
	Non Domestic Companies	2	3500	0	0.03	0.03		
	Trust							
	NRI (NON-REP)	10	18966	18966	0.18	0.18		
	NRI (REP)	108	142225	25525	1.34	1.34		
	Clearing Member							
	<b>Sub-Total (B)(2)</b>	<b>5224</b>	<b>5887353</b>	<b>5188253</b>	<b>55.33</b>	<b>55.33</b>		
	<b>Total Public shareholding (B)=(B)(1)+(B)(2)</b>	<b>5224</b>	<b>5887353</b>	<b>5188253</b>	<b>55.33</b>	<b>55.33</b>		
	<b>TOTAL (A)+(B)</b>	<b>5235</b>	<b>10640000</b>	<b>9940900</b>	<b>100.00</b>	<b>100.00</b>		
(C)	Shares held by Custodians and against which Depository Receipts have been issued							
1	Promoter and Promoter Group							
2	Public							
	<b>GRAND TOTAL (A)+(B)+(C)</b>	<b>5235</b>	<b>10640000</b>	<b>9940900</b>	<b>100.00</b>	<b>100.00</b>		



**(f)(b) Statement showing holding of securities (including shares,warrants,convertible securities) of persons belonging to the category "Promoter and Promoter Group"**

Sr.No.	Name of the shareholder	Details of Shares held					Encumbered shares <sup>(*)</sup>				Details of warrants			Details of convertible securities		(including shares assuming full conversion of warrants and convertible securities as a % of diluted share)
		No. of Shares held	As a % of grand total (A)+(B)+(C)	Number	As a Percentage	As a % of grand total (A)+(B)+(C) of sub-clause (i)(e)	No of warrants held	As a % of total number of warrants of the same class	Number of convertible securities held	As a % of total convertible securities of the same class	(X)	(Y)	(Z)	(X)		
(1)	(B)	(ii)	(iv)	(v)	(vi) = (v)/(ii)*100	(vii)	(viii)	(ix)	(x)	(xi)	(xii)	(xiii)	(xiv)			
1	NIRAJ CHANDRA	1852100	15.53	0	0.00	0	0.00	0.00	0.00	0	0.00	0	0.00	15.53		
2	DEEPA AGARWAL	741100	6.97	0	0.00	0	0.00	0.00	0.00	0	0.00	0	0.00	6.97		
3	USHA GUPTA	1177100	11.05	0	0.00	0	0.00	0.00	0.00	0	0.00	0	0.00	11.05		
4	SUSHIL CHANDRA	676100	6.34	0	0.00	0	0.00	0.00	0.00	0	0.00	0	0.00	6.34		
5	NIRAJ CHANDRA (HUF)	317100	2.99	0	0.00	0	0.00	0.00	0.00	0	0.00	0	0.00	2.99		
6	ADITI CHANDRA	30000	0.28	0	0.00	0	0.00	0.00	0.00	0	0.00	0	0.00	0.28		
7	SUSHIL CHANDRA (HUF)	6700	0.03	0	0.00	0	0.00	0.00	0.00	0	0.00	0	0.00	0.03		
8	RITU AGGARWAL	5000	0.05	0	0.00	0	0.00	0.00	0.00	0	0.00	0	0.00	0.05		
9	RUBY CHANDRA	5000	0.05	0	0.00	0	0.00	0.00	0.00	0	0.00	0	0.00	0.05		
10	KAY CHANDRA IRON ENGG. WORKS PVT LTD	142300	1.34	0	0.00	0	0.00	0.00	0.00	0	0.00	0	0.00	1.34		
11	CHANDRA TRADING & INVESTMENT, PVT. LTD	547	0.01	0	0.00	0	0.00	0.00	0.00	0	0.00	0	0.00	0.01		
	<b>TOTAL</b>	<b>4752647</b>	<b>44.67</b>	<b>0</b>	<b>0.00</b>	<b>0</b>	<b>0.00</b>	<b>0.00</b>	<b>0.00</b>	<b>0</b>	<b>0.00</b>	<b>0</b>	<b>0.00</b>	<b>44.67</b>		

(\*) The term "encumbrance" has the same meaning as assigned to it in regulation 28(3) of the SAST Regulations, 2011



**(f)(c)(i) Statement showing holding of securities (including shares,warrants,convertible securities) of persons belonging to the category "Public" and holding more than 1% of the total number of shares.**

Sr.No.	Name of the shareholder	Number of shares held	Shares as a percentage of total number of Grand Total (A)+(B)+(C) indicated in Statement at para (i)(a)	Details of warrants			Details of convertible securities			Total shares (including underlying shares assuming full conversion of warrants and convertible securities) as a % of diluted share capital
				Number of warrants held	As a % total number of warrants of the same class	Number of convertible securities held	% w.r.t total number of convertible securities of the same class	Total shares (including underlying shares assuming full conversion of warrants and convertible securities) as a % of diluted share capital		
1	BAMPSL SECURITIES LTD	1187813	11.16	0	0.00	0	0.00	0	0.00	11.16
2	ADROIT FIN SER PVT LTD	451015	4.24	0	0.00	0	0.00	0	0.00	4.24
3	SANJAY JAIDEO PODDAR	172430	1.62	0	0.00	0	0.00	0	0.00	1.62
4	POOJA GOEL	145144	1.37	0	0.00	0	0.00	0	0.00	1.37
	<b>TOTAL</b>	<b>1957402</b>	<b>18.40</b>	<b>0</b>	<b>0.00</b>	<b>0</b>	<b>0.00</b>	<b>0</b>	<b>0.00</b>	<b>18.40</b>

**(f)(c)(ii) Statement showing holding of securities (including shares,warrants,convertible securities) of persons (together with PAC) belonging to the category "Public" and holding more than 5% of the total number of shares of the company.**

Sr. No.	Name(s) of the shareholder(s) and the Persons Acting in Concert (PAC) with them	Number of shares	Shares as a percentage of total number of shares (i.e. Grand Total (A)+(B)+(C) indicated in Statement at para (i)(a) above)	Details of warrants			Details of convertible securities			Total shares (including underlying shares assuming full conversion of warrants and convertible securities) as a % of diluted share capital
				Number of warrants	As a % total number of warrants of the same class	Number of convertible securities held	% w.r.t total number of convertible securities of the same class	Total shares (including underlying shares assuming full conversion of warrants and convertible securities) as a % of diluted share capital		
1	BAMPSL SECURITIES LTD	1187813	11.16	0	0.00	0	0.00	0	0.00	11.16
	<b>TOTAL</b>	<b>1187813</b>	<b>11.16</b>	<b>0</b>	<b>0.00</b>	<b>0</b>	<b>0.00</b>	<b>0</b>	<b>0.00</b>	<b>11.16</b>





**(I) (d) Statement showing details of locked in shares**

Sr. No.	Name of shareholder	No. of locked-in shares	Locked-in shares as percentage of total no. of shares (i.e. Grand Total(A)+(B)+(C) indicated in statement at para (1)(e))	Category of shareholders (Promoters/public)
		NA		
<b>TOTAL</b>				

**(II) (a) Statement showing details of Depository Receipts (DRs)**

Sr. No.	Type of outstanding DR(ADRS, GDRs, SDRs, etc)	No. of shares	No. of shares underlying outstanding DRs	Shares underlying outstanding DRs as a percentage of total no. of shares (i.e. Grand Total (A)+(B)+(C) indicated in
		NA		
<b>TOTAL</b>				

**(II) (b) Statement showing holding of Depository Receipts (DRs) where underlying shares are in excess of**

Sr. No.	Name of the DR holder	Type of outstanding DR(ADRS, GDRs, SDRs, etc.)	No. of shares underlying outstanding DRs.	No. of shares underlying outstanding DRs as a percentage of total no. of shares (i.e. Grand Total (A)+(B)+(C) indicated in
			NA	
<b>TOTAL</b>				

III (a). Statement showing the voting pattern of shareholders, if more than one class of shares/securities is issued by the issuer.  
(Give description of voting rights for each class of security Class X, Class Y, Class Z)

Category code	Category of shareholder	Number of Voting Rights held in each class of securities				Total Voting Rights (VI)
		Class X (III)	Class Y (IV)	Class Z (V)	Class V (VI)	
		As a % of (A+B)	As a % of (A+B+C)	As a % of (A+B+C)	As a % of (A+B+C)	
(1)						
(A)	Promoter and Promoter Group					
(1)	Indian					
(a)	Individuals/Hindu Undivided Family					
(b)	Central/State Government(s)					
(c)	Bodies Corporate					
(d)	Financial Institutions/Banks					
(e)	Any Other (specify)					
	Sub-Total (A) (1)					
(2)	Foreign					
(a)	Individuals (Non Residents/Foreign)					
(b)	Bodies Corporate					
(c)	Institutions					
(d)	Any Other (specify)					
	Sub-Total (A) (2)					
	Total Shareholding of Promoter and Promoter Group (A)=(A) (1) + (A) (2)					
(B)	Public Shareholding					
(1)	Institutions					
(a)	Mutual Funds/UTI					
(b)	Financial Institutions/Banks					
(c)	Central/State Government(s)					
(d)	Venture Capital Funds					

